

1. Name of the medicinal product

Ryzodeg®

FlexTouch®

100 units/ml

Solution for injection in pre-filled pen.

2. Qualitative and quantitative composition

1 ml solution contains 100 units insulin degludec/insulin aspart* in the ratio 70/30 (equivalent to 2.56 mg insulin degludec and 1.05 mg insulin aspart).

One pre-filled pen contains 300 units of insulin degludec/insulin aspart in 3 ml solution.

*Produced in *Saccharomyces cerevisiae* by recombinant DNA technology.

For the full list of excipients see section 6.1.

3. Pharmaceutical form

Solution for injection.

Clear, colourless, neutral solution.

4. Clinical particulars

4.1 Therapeutic indications

Treatment of diabetes mellitus in adults, adolescents and children from the age of 2 years.

4.2 Posology and method of administration

Posology

Ryzodeg® is a soluble insulin product consisting of the basal insulin degludec and the rapid-acting prandial insulin aspart.

The potency of insulin analogues, including Ryzodeg®, is expressed in units. One (1) unit of this insulin corresponds to 1 international unit of human insulin, 1 unit of insulin glargine, 1 unit of insulin detemir or 1 unit of biphasic insulin aspart.

Ryzodeg® is to be dosed in accordance with the individual patient's needs. Dose-adjustments are recommended to be based on fasting plasma glucose measurements.

Adjustment of dose may be necessary if patients undertake increased physical activity, change their usual diet or during concomitant illness.

Patients with type 2 diabetes mellitus

Ryzodeg® can be administered once or twice daily with the main meal(s) alone, in combination with oral antidiabetic medicinal products, and in combination with bolus insulin (see section 5.1). When using Ryzodeg® once-daily, changing to twice daily should be considered when higher doses are needed, e.g. to avoid hypoglycaemia. Split the dose based on individual patient's needs and administer with main meals.

Patients with type 1 diabetes mellitus

Ryzodeg® can be administered once daily at mealtime in combination with short-/rapid-acting insulin at the remaining meals.

Flexibility in dosing time

Ryzodeg® allows for flexibility in the timing of insulin administration as long as it is dosed with the main meal(s).

Ryzodeg® FlexTouch® 100 U/ml Professional Leaflet STF-Dec-2020 (change to indicate bulk manufacturer (site France) according to local requirement)

If a dose of Ryzodeg® is missed, the patient can take the missed dose with the next main meal of that day and thereafter resume the usual dosing schedule. Patients should not take an extra dose to make up for a missed dose.

Initiation

Patients with type 2 diabetes mellitus

The recommended total daily starting dose is 10 units with meal(s) followed by individual dosage adjustments.

Patients with type 1 diabetes mellitus

The recommended starting dose of Ryzodeg® is 60–70% of the total daily insulin requirements. Ryzodeg® is to be used once daily at mealtime in combination with short-/rapid-acting insulin at the remaining meals followed by individual dosage adjustments.

Transfer from other insulin medicinal products

Close glucose monitoring is recommended during the transfer and in the following weeks. Doses and timing of concurrent rapid-acting or short-acting insulin products or other concomitant antidiabetic treatment may need to be adjusted.

Patients with type 2 diabetes mellitus

Patients switching from once-daily basal or premix insulin therapy can be converted unit-to-unit to once- or twice-daily Ryzodeg® at the same total insulin dose as the patient's previous total daily insulin dose.

Patients switching from more than once-daily basal or premix insulin therapy can be converted unit-to-unit to once- or twice-daily Ryzodeg® at the same total insulin dose as the patient's previous total daily insulin dose.

Patients switching from basal/bolus insulin therapy to Ryzodeg® will need to convert their dose based on individual needs. In general, patients are initiated on the same number of basal units.

Patients with type 1 diabetes mellitus

The recommended starting dose of Ryzodeg® is 60–70% of the total daily insulin requirements in combination with short-/rapid-acting insulin at the remaining meals followed by individual dosage adjustments.

Special populations

Elderly (≥ 65 years old): Ryzodeg® can be used in the elderly. Glucose monitoring is to be intensified and the insulin dose adjusted on an individual basis (see section 5.2).

Renal and hepatic impairment: Ryzodeg® can be used in renal and hepatic impaired patients. Glucose monitoring is to be intensified and the insulin dose adjusted on an individual basis (see section 5.2).

Paediatric population: There is no clinical experience with the use of this medicinal product in children below the age of 2 years.

This medicinal product can be used in adolescents and children from the age of 2 years (see section 5.1). When changing from another insulin regimen to Ryzodeg®, dose reduction of total insulin needs to be considered on an individual basis in order to minimise the risk of hypoglycaemia (see section 4.4).

Ryzodeg® should be used with special caution in children 2 to 5 years old because data from the clinical trial indicate that there may be a higher risk for severe hypoglycaemia in children in this age group (see sections 4.4, 4.8 and 5.1).

Method of administration

Ryzodeg® is for subcutaneous use only.

Ryzodeg® must not be administered intravenously as it may result in severe hypoglycaemia.
Ryzodeg® must not be administered intramuscularly as it may change the absorption.
Ryzodeg® must not be used in insulin infusion pumps.
Ryzodeg® must not be drawn from the cartridge of the pre-filled pen into a syringe (see section 4.4).

Ryzodeg® is administered subcutaneously by injection in the abdominal wall, the upper arm or the thigh. Injection sites should always be rotated within the same region in order to reduce the risk of lipodystrophy and cutaneous amyloidosis (see sections 4.4 and 4.8).

Patients should be instructed to always use a new needle. The re-use of insulin pen needles increases the risk of blocked needles, which may cause under- or overdosing. In the event of blocked needles, patients must follow the instructions described in the instructions for use accompanying this leaflet (see section 6.6).

Ryzodeg® comes in a pre-filled pen (FlexTouch®) designed to be used with NovoFine® or NovoTwist® injection needles. The pre-filled pen delivers 1–80 units in steps of 1 unit.

4.3 Contraindications

Hypersensitivity to the active substances or to any of the excipients listed in section 6.1.

4.4 Special warnings and precautions for use

To be used as prescribed by doctor only. If experience dizziness or fainting, please consult your doctor immediately.

Hypoglycaemia

Omission of a meal or unplanned strenuous physical exercise may lead to hypoglycaemia. Hypoglycaemia may occur if the insulin dose is too high in relation to the insulin requirement (see sections 4.5, 4.8 and 4.9).

In children, extra care should be taken to match insulin doses with food intake and physical activities in order to minimise the risk of hypoglycaemia. Ryzodeg® may be associated with higher occurrence of severe hypoglycaemia compared to a basal-bolus regimen in the paediatric population, particularly in children 2 to 5 years old (see section 5.1). For this age group, Ryzodeg® should be considered on an individual basis.

Patients whose blood glucose control is greatly improved (e.g. by intensified insulin therapy) may experience a change in their usual warning symptoms of hypoglycaemia and must be advised accordingly. Usual warning symptoms may disappear in patients with long-standing diabetes.

Concomitant illness, especially infections and fever, usually increases the patient's insulin requirement. Concomitant diseases in the kidney, liver or diseases affecting the adrenal, pituitary or thyroid gland may require changes in the insulin dose.

As with other basal insulin products or insulin products with a basal component, the prolonged effect of Ryzodeg® may delay recovery from hypoglycaemia.

Hyperglycaemia

Administration of rapid-acting insulin is recommended in situations with severe hyperglycaemia.

Inadequate dosing and/or discontinuation of treatment in patients requiring insulin may lead to hyperglycaemia and potentially to diabetic ketoacidosis. Furthermore, concomitant illness, especially infections, may lead to hyperglycaemia and thereby cause an increased insulin requirement.

Usually, the first symptoms of hyperglycaemia develop gradually over a period of hours or days. They include thirst, increased frequency of urination, nausea, vomiting, drowsiness, flushed dry skin, dry mouth, and loss of appetite as well as acetone odour of breath. In type 1 diabetes mellitus, untreated hyperglycaemic events eventually lead to diabetic ketoacidosis, which is potentially lethal.

Skin and subcutaneous tissue disorders

Patients must be instructed to perform continuous rotation of the injection site to reduce the risk of developing lipodystrophy and cutaneous amyloidosis. There is a potential risk of delayed insulin absorption and worsened glycaemic control following insulin injections at sites with these reactions. A sudden change in the injection site to an unaffected area has been reported to result in hypoglycaemia. Blood glucose monitoring is recommended after the change in the injection site from an affected to an unaffected area, and dose adjustment of antidiabetic medications may be considered.

Transfer from other insulin medicinal products

Transferring a patient to another type, brand or manufacturer of insulin must be done under medical supervision and may result in the need for a change in dosage.

Combination of thiazolidinediones and insulin medicinal products

Cases of cardiac failure have been reported when thiazolidinediones were used in combination with insulin, especially in patients with risk factors for development of cardiac failure. This should be kept in mind if treatment with the combination of thiazolidinediones and Ryzodeg® is considered. If the combination is used, patients should be observed for signs and symptoms of heart failure, weight gain and oedema. Thiazolidinediones should be discontinued if any deterioration in cardiac symptoms occurs.

Eye disorder

Intensification of insulin therapy with abrupt improvement in glycaemic control may be associated with temporary worsening of diabetic retinopathy, while long-term improved glycaemic control decreases the risk of progression of diabetic retinopathy.

Avoidance of accidental mix-ups

Patients must be instructed to always check the insulin label before each injection to avoid accidental mix-ups between Ryzodeg® and other insulin products.

Patients must visually verify the dialled units on the dose counter of the pen. Therefore, the requirement for patients to self-inject is that they can read the dose counter on the pen. Patients who are blind or have poor vision must be instructed to always get help/assistance from another person who has good vision and is trained in using the insulin device.

To avoid dosing errors and potential overdose, patients and healthcare professionals should never use a syringe to draw the medicinal product from the cartridge in the pre-filled pen.

In the event of blocked needles, patients must follow the instructions described in the instructions for use accompanying this leaflet (see section 6.6).

Insulin antibodies

Insulin administration may cause insulin antibodies to form. In rare cases, the presence of such insulin antibodies may necessitate adjustment of the insulin dose in order to correct a tendency to hyper- or hypoglycaemia.

Sodium

This medicinal product contains less than 1 mmol sodium (23 mg) per dose, i.e. it is essentially 'sodium-free'.

Traceability

In order to improve the traceability of biological medicinal products, the name and the batch number of the administered product should be clearly recorded.

4.5 Interaction with other medicinal products and other forms of interaction

A number of medicinal products are known to interact with glucose metabolism.

The following substances may reduce the insulin requirement

Oral antidiabetic medicinal products, GLP-1 receptor agonists, monoamine oxidase inhibitors (MAOI), beta-blockers, angiotensin converting enzyme (ACE) inhibitors, salicylates, anabolic steroids and sulfonamides.

The following substances may increase the insulin requirement

Oral contraceptives, thiazides, glucocorticoids, thyroid hormones, sympathomimetics, growth hormone and danazol.

Beta-blockers may mask the symptoms of hypoglycaemia.

Octreotide/lanreotide may either increase or decrease the insulin requirement.

Alcohol may intensify or reduce the hypoglycaemic effect of insulin.

4.6 Fertility, pregnancy and lactation

Pregnancy

There is no clinical experience with the use of Ryzodeg® in pregnant women.

Animal reproduction studies have not revealed any difference between insulin degludec and human insulin regarding embryotoxicity and teratogenicity.

In general, intensified blood glucose control and monitoring of pregnant women with diabetes are recommended throughout pregnancy and when contemplating pregnancy. Insulin requirements usually decrease in the first trimester and increase subsequently during the second and third trimesters. After delivery, insulin requirements usually return rapidly to pre-pregnancy values.

Breast-feeding

There is no clinical experience with Ryzodeg® during breast-feeding. In rats, insulin degludec was secreted in milk; the concentration in milk was lower than in plasma.

It is unknown whether insulin degludec/insulin aspart is excreted in human milk. No metabolic effects are anticipated in the breast-fed newborn/infant.

Fertility

Animal reproduction studies with insulin degludec have not revealed any adverse effects on fertility.

4.7 Effects on ability to drive and use machines

This medicinal product has no or negligible influence on the ability to drive and use machines.

However, the patient's ability to concentrate and react may be impaired as a result of hypoglycaemia. This may constitute a risk in situations where these abilities are of special importance (e.g. driving a car or using machines).

Patients must be advised to take precautions to avoid hypoglycaemia while driving. This is particularly important in those who have reduced or absent awareness of the warning signs of hypoglycaemia or have frequent episodes of hypoglycaemia. The advisability of driving should be considered in these circumstances.

4.8 Undesirable effects

Summary of the safety profile

The most frequently reported adverse reaction during treatment is hypoglycaemia (see *Description of selected adverse reactions* below).

Tabulated list of adverse reactions

Adverse reactions listed below are based on clinical trial data and classified according to MedDRA System Organ Class. Frequency categories are defined according to the following convention: Very common ($\geq 1/10$); common ($\geq 1/100$ to $< 1/10$); uncommon ($\geq 1/1,000$ to $< 1/100$); rare ($\geq 1/10,000$ to $< 1/1,000$); very rare ($< 1/10,000$) and not known (cannot be estimated from the available data).

System organ class	Frequency
Immune system disorders	Rare – Hypersensitivity
	Rare – Urticaria
Metabolism and nutrition disorders	Very common – Hypoglycaemia
Skin and subcutaneous tissue disorders	Not known – Lipodystrophy
	Not known – Cutaneous amyloidosis†
General disorders and administration site conditions	Common – Injection site reactions
	Uncommon – Peripheral oedema

† ADR from postmarketing sources.

Description of selected adverse reactions

Immune system disorders

With insulin preparations, allergic reactions may occur. Immediate-type allergic reactions to either insulin itself or the excipients may potentially be life-threatening.

With Ryzodeg®, hypersensitivity (manifested with swelling of tongue and lips, diarrhoea, nausea, tiredness and itching) and urticaria were reported rarely.

Hypoglycaemia

Hypoglycaemia may occur if the insulin dose is too high in relation to the insulin requirement. Severe hypoglycaemia may lead to unconsciousness and/or convulsions and may result in temporary or permanent impairment of brain function or even death. The symptoms of hypoglycaemia usually occur suddenly. They may include cold sweats, cool pale skin, fatigue, nervousness or tremor, anxiousness, unusual tiredness or weakness, confusion, difficulty in concentration, drowsiness, excessive hunger, vision changes, headache, nausea and palpitation.

Skin and subcutaneous tissue disorders

Lipodystrophy (including lipohypertrophy, lipoatrophy) and cutaneous amyloidosis may occur at the injection site and delay local insulin absorption. Continuous rotation of the injection site within the given injection area may help to reduce or prevent these reactions (see section 4.4).

Injection site reactions

Injection site reactions (including injection site haematoma, pain, haemorrhage, erythema, nodules, swelling, discolouration, pruritus, warmth and injection site mass) occurred in patients treated with Ryzodeg®. These reactions are usually mild and transitory and they normally disappear during continued treatment.

Paediatric population

Ryzodeg® has been administered to children and adolescents up to 18 years of age for the investigation of pharmacokinetic properties (see section 5.2). Safety and efficacy have been demonstrated in a trial in children aged 2 to less than 18 years. The frequency, type and severity of adverse reactions in the paediatric population do not indicate differences to the experience in the general diabetes population with the exception of a signal of higher occurrence of severe hypoglycaemia compared to a basal-bolus regimen in the paediatric population, particularly in children 2 to 5 years old (see sections 4.2, 4.4 and 5.1).

Other special populations

Based on results from clinical trials, the frequency, type and severity of adverse reactions observed in the elderly and in patients with renal or hepatic impairment do not indicate any differences to the broader experience in the general population.

4.9 Overdose

A specific overdose for insulin cannot be defined. However, hypoglycaemia may develop over sequential stages if a patient is dosed with more insulin than required.

- Mild hypoglycaemic episodes can be treated by oral administration of glucose or other products containing sugar. It is therefore recommended that the patient always carries glucose-containing products.
- Severe hypoglycaemic episodes, where the patient is not able to treat himself, can be treated with glucagon (0.5 to 1 mg) given intramuscularly or subcutaneously by a trained person, or with glucose given intravenously by a healthcare professional. Glucose must be given intravenously if the patient does not respond to glucagon within 10 to 15 minutes. Upon regaining consciousness, administration of oral carbohydrates is recommended for the patient in order to prevent a relapse.

5. Pharmacological properties

5.1 Pharmacodynamic properties

Pharmacotherapeutic group: Drugs used in diabetes. Insulins and analogues for injection, intermediate- or long-acting combined with fast-acting, ATC code: A10AD06.

Mechanism of action

Insulin degludec and insulin aspart bind specifically to the human insulin receptor and result in the same pharmacological effects as human insulin.

The blood glucose-lowering effect of insulin is due to the facilitated uptake of glucose following the binding of insulin to receptors on muscle and fat cells and to the simultaneous inhibition of glucose output from the liver.

Pharmacodynamic effects

The pharmacodynamic effect of Ryzodeg® is distinctively separated for the two components (Figure 1), and the resulting action profile reflects the individual components, the rapid-acting insulin aspart and the basal component insulin degludec.

The basal component of Ryzodeg® (insulin degludec) forms soluble multi-hexamers upon subcutaneous injection, resulting in a depot from which insulin degludec is continuously and slowly absorbed into the circulation leading to a flat and stable glucose-lowering effect. This effect is maintained in the co-formulation with insulin aspart and does not interfere with the rapid-acting insulin aspart monomers.

Ryzodeg® has a rapid onset of action occurring soon after injection providing mealtime coverage while the basal component has a flat and stable action profile providing continuous coverage of the basal insulin requirements. The duration of action of a single-dose of Ryzodeg® is beyond 24 hours.

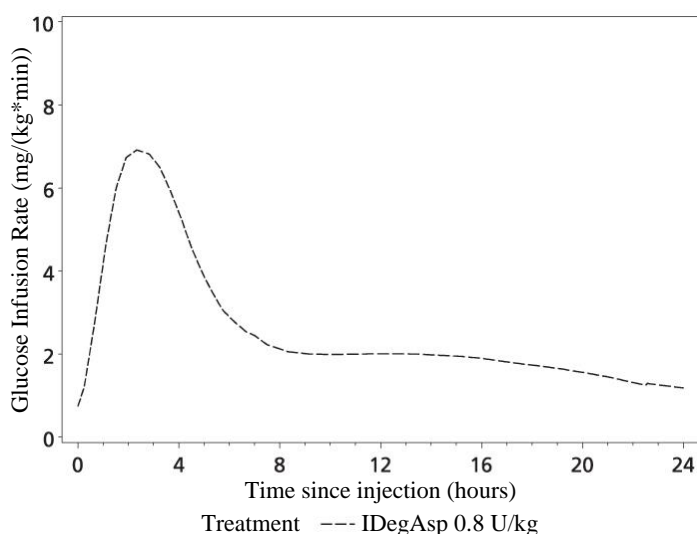


Figure 1: Pharmacodynamics, single dose – Mean glucose infusion rate profile – Patients with type 1 diabetes – 0.8 U/kg Ryzodeg® – Trial 3539

The total and maximum glucose-lowering effects of Ryzodeg® increase linearly with increasing doses. Steady state will occur after 2–3 days of dose administration.

There is no difference in the pharmacodynamic effect of Ryzodeg® between elderly and younger patients.

Clinical efficacy and safety

Seven multinational, randomised, controlled, open-label, treat-to-target clinical studies of between 26 and 52 weeks' duration were conducted exposing a total of 1,761 patients with diabetes mellitus (1 study involving 362 patients in type 1 diabetes mellitus and 6 studies involving 1,399 patients in type 2 diabetes mellitus) to Ryzodeg®. Ryzodeg® administered once daily o.d. was compared to insulin glargine (100 units/ml) (IGlar) o.d. in two trials in type 2 diabetes mellitus (Table 1). Ryzodeg® b.i.d. was compared to biphasic insulin aspart 30 (BIAsp 30) b.i.d. in two trials in type 2 diabetes mellitus (Table 2) and to insulin degludec (IDeg) o.d. plus insulin aspart (IAsp) 2–4 times daily in one trial in type 2 diabetes mellitus. In one trial in type 2 diabetes mellitus Ryzodeg® o.d. was compared to insulin glargine (IGlar) o.d. plus IAsp o.d. After 26 weeks of treatment the Ryzodeg® dose could be split into b.i.d. In all trials in type 2 diabetes mellitus, oral antidiabetic drugs (OADs) were allowed. Ryzodeg® o.d. plus insulin aspart (IAsp) was also compared to o.d. or b.i.d. insulin detemir (IDet) plus IAsp in type 1 diabetes mellitus (Table 3).

Non-inferiority in HbA_{1c} change from baseline to end-of-trial was confirmed in 6 of the 7 studies against all comparators when treating patients to target, whereas non-inferiority was not confirmed in one study (comparing IDegAsp b.i.d. with IDeg o.d. plus IAsp 2–4 times daily) in type 2 diabetes mellitus.

There is no clinically relevant development of insulin antibodies after long-term treatment of Ryzodeg®.

Patients with type 2 diabetes mellitus

In two trials combining insulin and OAD treatment in both insulin-naïve (insulin initiation) and insulin-using (insulin intensification) patients with type 2 diabetes mellitus, Ryzodeg® o.d. demonstrated similar glycaemic control (HbA_{1c}) compared to IGlar (administered according to label) (Table 1). As Ryzodeg® contains a rapid-acting mealtime insulin (insulin aspart), prandial glycaemic control at the dosing meal is improved relative to administering basal insulin only; see trial results in Table 1. A lower rate of nocturnal hypoglycaemia (defined as episodes between midnight and 6 a.m. confirmed by plasma glucose < 3.1 mmol/l or by patient needing third party assistance) was observed with Ryzodeg® relative to IGlar (Table 1).

Ryzodeg® b.i.d. demonstrated similar glycaemic control (HbA_{1c}) compared with BIAsp 30 b.i.d. in patients with type 2 diabetes mellitus. It demonstrates superior improvements in fasting plasma glucose levels compared to patients treated with BIAsp 30. Ryzodeg® causes a lower rate of overall and nocturnal hypoglycaemia (Table 2).

Ryzodeg® b.i.d. was compared with IDeg o.d. plus IAsp (2–4 daily injections) in patients with type 2 diabetes mellitus treated with basal insulin in need of treatment intensification with mealtime insulin. The study design included a standardised treatment schedule but allowed for certain adjustments to meet individual needs. Both treatments improved glycaemic control with an estimated mean reduction with Ryzodeg® (-1.23%) against IDeg plus IAsp (-1.42%) for the primary endpoint of change from baseline in HbA_{1c} at 26 weeks. This did not meet the pre-specified non-inferiority margin of 0.4% [0.18 (-0.04; 0.41)]. There were no statistically significant differences between the two treatment groups.

In one trial of patients with type 2 diabetes mellitus treated with basal insulin, in need of treatment intensification with mealtime insulin, Ryzodeg® o.d. was compared to IGlar o.d. plus IAsp o.d. over 26 weeks. After 26 weeks, the Ryzodeg® dose could be split into b.i.d. dosing in the Ryzodeg® arm and additional IAsp doses could be administered at other meals (up to 3 times daily) in the IGlar arm. The study

design included a standardised treatment schedule but allowed for certain adjustments to meet individual needs. Ryzodeg® o.d. demonstrated similar glycaemic control (HbA_{1c}) compared to IGlax o.d. plus IAsp o.d. after 26 weeks (the estimated mean reductions are -1.01% vs -1.09%). Ryzodeg® o.d. or b.i.d. demonstrated similar glycaemic control (HbA_{1c}) compared to IGlax o.d. plus IAsp 1–3 times daily after 38 weeks (the estimated mean reductions are -1.17% vs -1.26%). Ryzodeg® showed a lower rate of nocturnal hypoglycaemia compared to IGlax o.d. plus IAsp during 26 weeks (0.42 vs 0.76 estimated rates per patient year of exposure) and 38 weeks (0.51 vs 0.83 estimated rates per patient year of exposure).

Patients with type 1 diabetes mellitus

In patients with type 1 diabetes mellitus, treatment with Ryzodeg® o.d. plus IAsp for the remaining meals demonstrated similar glycaemic control (HbA_{1c} and fasting plasma glucose) with a lower rate of nocturnal hypoglycaemia compared to a basal/bolus regimen with IDet plus IAsp at all meals (Table 3).

There is no clinically relevant development of insulin antibodies after long-term treatment of Ryzodeg®.

Table 1 Result from two 26-weeks' trials in type 2 diabetes mellitus with Ryzodeg® given once daily

	Ryzodeg® (o.d.)¹ Insulin naïve	IGlar (o.d.)¹ Insulin naïve	Ryzodeg® (o.d.)² Insulin users	IGlar (o.d.)² Insulin users
N	266	263	230	233
Mean HbA_{1c} (%)				
End of trial	7.2	7.2	7.3	7.4
Mean change	-1.65	-1.72	-0.98	-1.00
	<i>Difference: 0.03 [-0.14; 0.20]</i>		<i>Difference: -0.03 [-0.20; 0.14]</i>	
Fasting Plasma Glucose (FPG) (mmol/l)				
End of trial	6.8	6.3	6.3	6.0
Mean change	-3.32	-4.02	-1.68	-1.88
	<i>Difference: 0.51 [0.09; 0.93]</i>		<i>Difference: 0.33 [-0.11; 0.77]</i>	
Prandial Blood glucose Increment 90 minutes after dosing meal (Plasma) (mmol/l)				
End of trial	1.9	3.4	1.2	2.6
Mean change	-1.5	-0.3	-1.5	-0.6
Hypoglycaemia Rate (per patient year of exposure)				
Severe	0.01	0.01	0.00	0.04
Confirmed ³	4.23	1.85	4.31	3.20
	<i>Ratio: 2.17 [1.59; 2.94]</i>		<i>Ratio: 1.43 [1.07; 1.92]</i>	
Nocturnal confirmed ³	0.19	0.46	0.82	1.01
	<i>Ratio: 0.29 [0.13; 0.65]</i>		<i>Ratio: 0.80 [0.49; 1.30]</i>	

¹ Once-daily regimen + metformin

² Once-daily regimen + metformin ± pioglitazone ± DPP-4 inhibitor

³ Confirmed hypoglycaemia was defined as episodes confirmed by plasma glucose < 3.1 mmol/l or by the patient needing third party assistance. Nocturnal confirmed hypoglycaemia was defined as episodes between midnight and 6 a.m.

Table 2 Result from two 26-weeks' trials in type 2 diabetes mellitus with Ryzodeg® given twice daily

	Ryzodeg® (b.i.d.)¹ Insulin users	BIAsp 30 (b.i.d.)¹ Insulin users	Ryzodeg® (b.i.d.)² Insulin users	BIAsp 30 (b.i.d.)² Insulin users
N	224	222	280	142
Mean HbA_{1c} (%)				
End of trial	7.1	7.1	7.1	7.0
Mean change	-1.28	-1.30	-1.38	-1.42
	<i>Difference: -0.03 [-0.18; 0.13]</i>		<i>Difference: 0.05 [-0.10; 0.20]</i>	
FPG (mmol/l)				

End of trial	5.8	6.8	5.4	6.5
Mean change	-3.09	-1.76	-2.55	-1.47
	<i>Difference: -1.14 [-1.53; -0.76]</i>		<i>Difference: -1.06 [-1.43; -0.70]</i>	
Hypoglycaemia Rate (per patient year of exposure)				
Severe	0.09	0.25	0.05	0.03
Confirmed ³	9.72	13.96	9.56	9.52
	<i>Ratio: 0.68 [0.52; 0.89]</i>		<i>Ratio: 1.00 [0.76; 1.32]</i>	
Nocturnal confirmed ³	0.74	2.53	1.11	1.55
	<i>Ratio: 0.27 [0.18; 0.41]</i>		<i>Ratio: 0.67 [0.43; 1.06]</i>	

¹ Twice-daily regimen ± metformin ± pioglitazone ± DPP-4 inhibitor

² Twice-daily regimen ± metformin

³ Confirmed hypoglycaemia was defined as episodes confirmed by plasma glucose < 3.1 mmol/l or by the patient needing third party assistance. Nocturnal confirmed hypoglycaemia was defined as episodes between midnight and 6 a.m.

Table 3 Result of a 26-weeks' trial in type 1 diabetes mellitus with Ryzodeg® given once daily

	Ryzodeg® (o.d.) ¹	IDet (o.d./b.i.d.) ²
N	366	182
Mean HbA_{1c} (%)		
End of trial	7.6	7.6
Mean change	-0.73	-0.68
	<i>Difference: -0.05 [-0.18; 0.08]</i>	
FPG (mmol/l)		
End of trial	8.7	8.6
Mean change	-1.61	-2.41
	<i>Difference: 0.23 [-0.46; 0.91]</i>	
Hypoglycaemia Rate (per patient year of exposure)		
Severe	0.33	0.42
Confirmed ³	39.2	44.3
	<i>Ratio: 0.91 [0.76; 1.09]</i>	
Nocturnal confirmed ³	3.71	5.72
	<i>Ratio: 0.63 [0.49; 0.81]</i>	

¹ Once-daily regimen + insulin aspart to cover mealtime insulin requirements

² Once- or twice-daily regimen + insulin aspart to cover mealtime insulin requirements

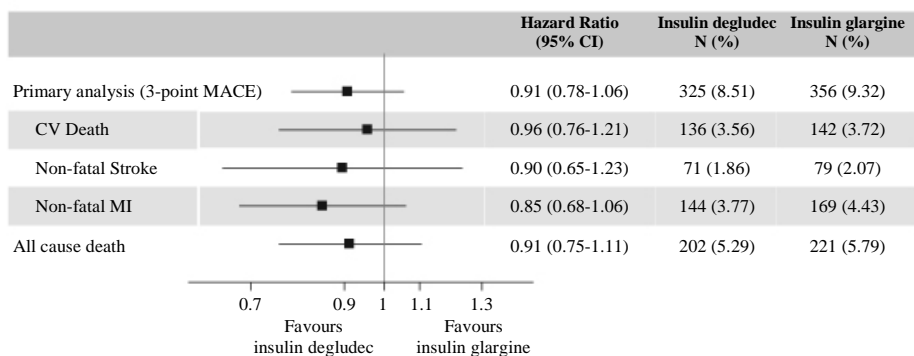
³ Confirmed hypoglycaemia was defined as episodes confirmed by plasma glucose < 3.1 mmol/l or by the patient needing third party assistance. Nocturnal confirmed hypoglycaemia was defined as episodes between midnight and 6 a.m.

Cardiovascular safety

DEVOTE was a randomised, double-blind, and event-driven clinical trial focusing on insulin degludec, the long-acting component of Ryzodeg®. The trial had a median duration of 2 years and compared the cardiovascular safety of insulin degludec vs insulin glargine (100 units/ml) in 7,637 patients with type 2 diabetes mellitus at high risk of cardiovascular events.

The primary analysis was time from randomisation to first occurrence of a 3-component major adverse cardiovascular event (MACE) defined as cardiovascular death, non-fatal myocardial infarction, or non-fatal stroke. The trial was designed as a non-inferiority trial to exclude a pre-specified risk margin of 1.3 for the hazard ratio (HR) of MACE comparing insulin degludec to insulin glargine. The cardiovascular safety of insulin degludec as compared to insulin glargine was confirmed (HR 0.91 [0.78; 1.06]) (Figure 2).

Results from subgroup analyses (e.g. sex, diabetes duration, CV risk group and previous insulin regimen) were aligned with the primary analysis. At baseline, HbA_{1c} was 8.4% in both treatment groups and after 2 years HbA_{1c} was 7.5% both with insulin degludec and insulin glargine.



N: Number of subjects with a first EAC confirmed event during trial. %: Percentage of subjects with a first EAC confirmed event relative to the number of randomised subjects. EAC: Event adjudication committee. CV: Cardiovascular. MI: Myocardial infarction. CI: 95% confidence interval.

Figure 2 Forest plot of analysis of the composite 3-point MACE and individual cardiovascular endpoints in DEVOTE

Paediatric population

The efficacy and safety of Ryzodeg® have been studied in a randomised controlled clinical trial in children and adolescents with diabetes mellitus type 1 for a period of 16 weeks (n=362). Patients in the Ryzodeg® arm included 40 exposed children aged 2–5 years, 61 children aged 6–11 years and 80 adolescents aged 12–17 years. Ryzodeg® dosed once daily with the main meal plus insulin aspart for the remaining meals showed similar reduction in HbA_{1c} at week 16 and no differences in FPG and SMPG compared to comparator insulin detemir dosed once or twice daily plus mealtime insulin aspart. At week 16, the mean total daily insulin dose was 0.88 vs 1.01 units/kg in the Ryzodeg® and insulin detemir arms, respectively. The rates (events per patient-year of exposure) of confirmed hypoglycaemia (ISPAD 2009 definition: 46.23 vs 49.55) and nocturnal confirmed hypoglycaemia (5.77 vs 5.40) were comparable with Ryzodeg® vs insulin detemir whereas the rate of severe hypoglycaemia (0.26 vs 0.07) was higher in the Ryzodeg® arm although the difference was not statistically significant. Few severe hypoglycaemic episodes were reported in each group; the observed rate of severe hypoglycaemia within the Ryzodeg® arm was higher for subjects aged 2–5 years compared to subjects aged 6–11 years or 12–17 years (0.42 vs 0.21 and 0.21 respectively). An efficacy and safety evaluation for adolescent patients with type 2 diabetes mellitus has been made using data from adolescent and adult patients with type 1 diabetes mellitus and adult patients with type 2 diabetes mellitus. This assessment supports the use of Ryzodeg® in adolescent patients with type 2 diabetes mellitus.

5.2 Pharmacokinetic properties

Absorption

After subcutaneous injection, soluble and stable multi-hexamers of insulin degludec are formed creating a depot of insulin in the subcutaneous tissue, while not interfering with the rapid release of insulin aspart monomers into the circulation. Insulin degludec monomers gradually separate from the multi-hexamers thus resulting in a slow and continuous delivery of insulin degludec into the circulation. Steady-state serum concentration of the basal component (insulin degludec) is reached after 2–3 days of daily Ryzodeg® administration.

The rapid absorption characteristics of the well-established insulin aspart are maintained by Ryzodeg®. The pharmacokinetic profile for insulin aspart appears 14 minutes after injection with a peak concentration after 72 minutes.

Distribution

The affinity of insulin degludec to serum albumin corresponds to a plasma protein binding of > 99% in human plasma. Insulin aspart has a low binding to plasma proteins (< 10%), similar to that seen with regular human insulin.

Ryzodeg® FlexTouch® 100 U/ml Professional Leaflet STF-Dec-2020 (change to indicate bulk manufacturer (site France) according to local requirement)

Biotransformation

Degradation of insulin degludec and insulin aspart is similar to that of human insulin; all metabolites formed are inactive.

Elimination

The half-life after subcutaneous administration of Ryzodeg® is determined by the rate of absorption from the subcutaneous tissue. The half-life of the basal component (insulin degludec) at steady state is 25 hours independent of dose.

Linearity

Total exposure with Ryzodeg® increases proportionally with increasing dose of the basal component (insulin degludec) and the mealtime component (insulin aspart) in type 1 and type 2 diabetes mellitus.

Gender

There is no gender difference in the pharmacokinetic properties of Ryzodeg®.

Elderly, race, renal and hepatic impairment

There are no clinically relevant differences in the pharmacokinetics of Ryzodeg® between elderly and younger adult patients, between races or between healthy subjects and patients with renal or hepatic impairment.

Paediatric population

The pharmacokinetic properties of Ryzodeg® in type 1 diabetes mellitus were investigated in children (6–11 years) and adolescents (12–18 years) and compared to adults after single dose administration.

The steady-state pharmacokinetic properties of the insulin degludec component of Ryzodeg® were investigated using a population pharmacokinetic analysis in children down to 1 year of age.

Total exposure and peak concentration of insulin aspart were higher in children than in adults and were similar for adolescents and adults.

The pharmacokinetic properties of insulin degludec in children (1–11 years) and adolescents (12–18 years) were at steady state comparable to those observed in adults with type 1 diabetes mellitus. Total exposure of insulin degludec after single dose administration was, however, higher in children and adolescents than in adults with type 1 diabetes mellitus.

5.3 Preclinical safety data

Non-clinical data reveal no safety concerns for humans based on studies of safety pharmacology, repeated dose toxicity, carcinogenic potential, and toxicity to reproduction.

The ratio of mitogenic relative to metabolic potency for insulin degludec is comparable to that of human insulin.

6. Pharmaceutical particulars

6.1 List of excipients

Glycerol, metacresol, phenol, sodium chloride, zinc acetate, hydrochloric acid/sodium hydroxide (for pH adjustment) and water for injections.

6.2 Incompatibilities

Substances added to Ryzodeg® may cause degradation of insulin degludec and/or insulin aspart.

Ryzodeg® must not be added to infusion fluids.

This medicinal product must not be mixed with any other product.

6.3 Shelf life

30 months when store at 2°C – 8°C

Expiry date is stated on the pen label and carton after 'Expiry'.

Ryzodeg® FlexTouch® 100 U/ml Professional Leaflet STF-Dec-2020 (change to indicate bulk manufacturer (site France) according to local requirement)

After first opening or carried as a spare, the medicinal product may be stored for a maximum of 4 weeks. Do not store above 30°C. Can be stored in a refrigerator (2°C – 8°C). Keep the cap on the pen in order to protect from light.

6.4 Special precautions for storage

Before first use:

Store in a refrigerator (2°C – 8°C). Do not freeze.

Keep away from the freezing element.

Keep the cap on the pen in order to protect from light.

For storage conditions after first opening of the medicinal product, see section 6.3.

6.5 Nature and contents of container

3 ml solution in a cartridge (type 1 glass) with a plunger (halobutyl) and a laminate rubber sheet (halobutyl/polyisoprene) contained in a pre-filled multidose disposable pen made of polypropylene.

Pack sizes of 1 and 5 pre-filled pens.

Not all pack sizes may be marketed.

6.6 Special precautions for disposal and other handling

This medicinal product is for use by one person only. It must not be refilled.

Ryzodeg® must not be used if the solution does not appear clear and colourless.

Ryzodeg® which has been frozen must not be used.

A new needle must always be attached before each use. Needles must not be re-used. The patient should discard the needle after each injection.

In the event of blocked needles, patients must follow the instructions described in the instructions for use, see overleaf.

Any waste material should be disposed of in accordance with local requirements.

The pre-filled pen (FlexTouch®) is designed to be used with NovoFine®/NovoTwist® injection needles up to a length of 8 mm. It delivers 1–80 units in steps of 1 unit.

For detailed instructions for use, see overleaf.

7. Product owner

Novo Nordisk A/S, Bagsværd, Denmark

Manufactured by

Novo Nordisk Production SAS, Chartres, France

Imported by

Novo Nordisk Pharma (Thailand) Ltd., Bangkok, Thailand

Date of revision

12 June 2023

Ryzodeg®, FlexTouch®, NovoFine® and NovoTwist® are trademarks owned by Novo Nordisk A/S, Denmark.

© 2020

Novo Nordisk A/S

Instructions for the patient on how to use Ryzodeg® 100 units/ml solution for injection in pre-filled pen (FlexTouch®)

Please read these instructions carefully before using your FlexTouch® pre-filled pen.

If you do not follow the instructions carefully, you may get too little or too much insulin, which can lead to too high or too low blood sugar level.

Do not use the pen without proper training from your doctor or nurse.

Start by checking your pen to **make sure that it contains Ryzodeg® 100 units/ml**, then look at the illustrations below to get to know the different parts of your pen and needle.

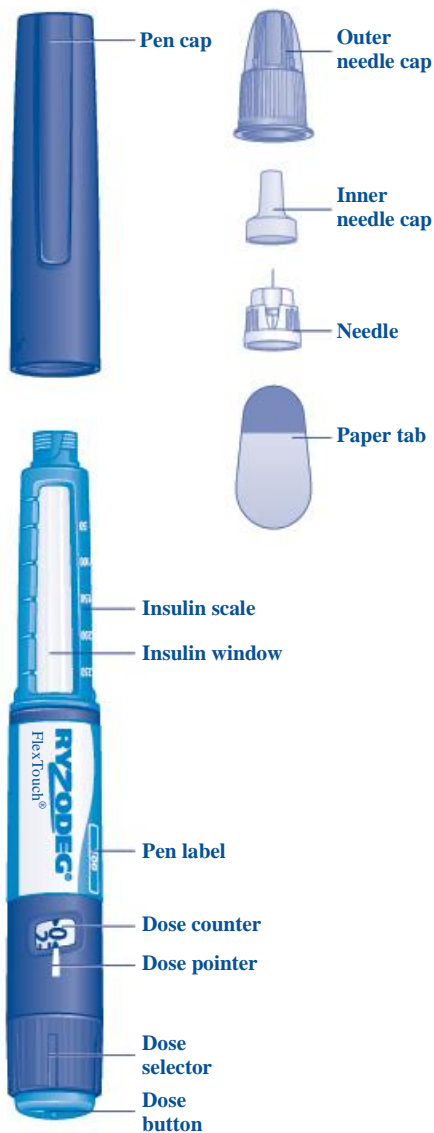
If you are blind or have poor eyesight and cannot read the dose counter on the pen, do not use this pen without help. Get help from a person with good eyesight who is trained to use the FlexTouch® pre-filled pen.

Your pen is a pre-filled dial-a-dose insulin pen containing 300 units of insulin. You can select a **maximum of 80 units per dose, in steps of 1 unit**. Your pen is designed to be used with NovoTwist® or NovoFine® single-use disposable needles up to a length of 8 mm. Needles are not included in the pack.

△ Important information

Pay special attention to these notes as they are important for correct use of the pen.

Ryzodeg® FlexTouch® pen and needle (example)



1. Prepare your pen

- **Check the name and strength on the label** of your pen, to make sure that it contains Ryzodeg® 100 units/ml. This is especially important if you take more than one type of insulin. If you take a wrong type of insulin, your blood sugar level may get too high or too low.
- **Pull off the pen cap.**



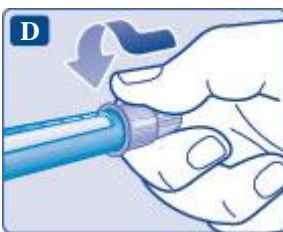
- **Check that the insulin in your pen is clear** and colourless. Look through the insulin window. If the insulin looks cloudy, do not use the pen.



- **Take a new needle** and tear off the paper tab.



- **Push the needle straight onto the pen. Turn until it is on tight.**

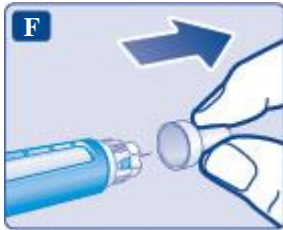


- **Pull off the outer needle cap and keep it for later.** You will need it after the injection, to correctly remove the needle from the pen.



- **Pull off the inner needle cap and throw it away.** If you try to put it back on, you may accidentally stick yourself with the needle.

A drop of insulin may appear at the needle tip. This is normal, but you must still check the insulin flow.



- △ **Always use a new needle for each injection.**
This reduces the risk of contamination, infection, leakage of insulin, blocked needles and inaccurate dosing.

- △ **Never use a bent or damaged needle.**

2. Check the insulin flow

- **Always check the insulin flow before you start. This helps you to ensure that you get your full insulin dose.**
- Turn the dose selector to **select 2 units. Make sure the dose counter shows 2.**



- Hold the pen with the needle pointing up.
Tap the top of the pen gently a few times to let any air bubbles rise to the top.



- **Press and hold in the dose button** until the dose counter returns to 0.
The 0 must line up with the dose pointer.
A drop of insulin should appear at the needle tip.



A small air bubble may remain at the needle tip, but it will not be injected.

If no drop appears, repeat steps 2A to 2C up to 6 times. If there is still no drop, change the needle and repeat steps 2A to 2C once more.

If a drop of insulin still does not appear, dispose of the pen and use a new one.

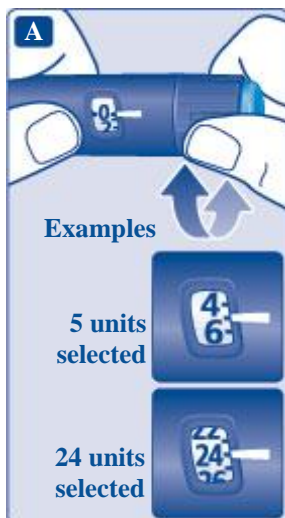
- △ **Always make sure that a drop appears** at the needle tip before you inject. This makes sure that the insulin flows.
If no drop appears, you will **not** inject any insulin, even though the dose counter may move. This may indicate a blocked or damaged needle.
- △ **Always check the flow before you inject.** If you do not check the flow, you may get too little insulin or no insulin at all. This may lead to too high blood sugar level.

3. Select your dose

- **Make sure the dose counter shows 0** before you start.
The 0 must line up with the dose pointer.
- **Turn the dose selector to select the dose you need**, as directed by your doctor or nurse.

If you select a wrong dose, you can turn the dose selector forwards or backwards to the correct dose.

The pen can dial up to a maximum of 80 units.



The dose selector changes the number of units. Only the dose counter and dose pointer will show how many units you select per dose.

You can select up to 80 units per dose. When your pen contains less than 80 units, the dose counter stops at the number of units left.

The dose selector clicks differently when turned forwards, backwards or past the number of units left. Do not count the pen clicks.

△ **Always use the dose counter and the dose pointer to see how many units you have selected before injecting the insulin.**

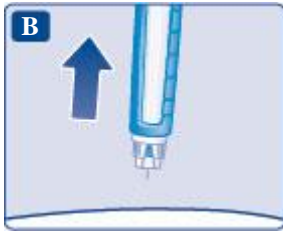
Do not count the pen clicks. If you select and inject the wrong dose, your blood sugar level may get too high or too low. Do not use the insulin scale, it only shows approximately how much insulin is left in your pen.

4. Inject your dose

- **Insert the needle into your skin** as your doctor or nurse has shown you.
- **Make sure you can see the dose counter.**
Do not touch the dose counter with your fingers. This could interrupt the injection.
- **Press and hold down the dose button until the dose counter returns to 0.**
The 0 must line up with the dose pointer.
You may then hear or feel a click.
- **Leave the needle under the skin for at least 6 seconds** to make sure you get your full dose.



- **Pull the needle and pen straight up from your skin.**
If blood appears at the injection site, press lightly with a cotton swab. Do not rub the area.



You may see a drop of insulin at the needle tip after injecting. This is normal and does not affect your dose.

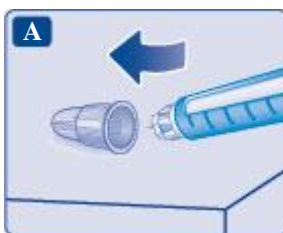
△ **Always watch the dose counter to know how many units you inject.**

The dose counter will show the exact number of units. Do not count the pen clicks.

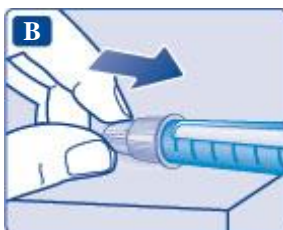
Hold the dose button down until the dose counter returns to 0 after the injection. If the dose counter stops before it returns to 0, the full dose has not been delivered, which may result in too high blood sugar level.

5. After your injection

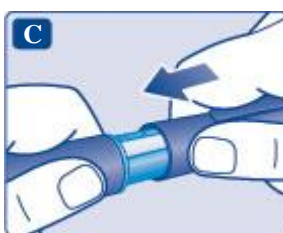
- **Lead the needle tip into the outer needle cap** on a flat surface without touching the needle or the outer cap.



- Once the needle is covered, **carefully push the outer needle cap completely on.**
- **Unscrew the needle** and dispose of it carefully.



- **Put the pen cap on** your pen after each use to protect the insulin from light.



Always dispose of the needle after each injection. This reduces the risk of contamination, infection, leakage of insulin, blocked needles and inaccurate dosing. If the needle is blocked, you will **not** inject any insulin.

When the pen is empty, throw it away **without** a needle on as instructed by your doctor, nurse, pharmacist or local authorities.

- △ **Never try to put the inner needle cap back on the needle.** You may stick yourself with the needle.
- △ **Always remove the needle after each injection** and store your pen without the needle attached. This reduces the risk of contamination, infection, leakage of insulin, blocked needles and inaccurate dosing.

6. How much insulin is left?

- The **insulin scale** shows you **approximately** how much insulin is left in your pen.



- **To see precisely how much insulin is left**, use the dose counter:
Turn the dose selector until the **dose counter stops**. If it shows 80, **at least 80** units are left in your pen.
If it shows **less than 80**, the number shown is the number of units left in your pen.



- Turn the dose selector back until the dose counter shows 0.
- If you need more insulin than the units left in your pen, you can split your dose between two pens.
- △ **Be very careful to calculate correctly if splitting your dose.**
If in doubt, take the full dose with a new pen. If you split the dose wrong, you will inject too little or too much insulin, which can lead to too high or too low blood sugar level.
- △ **Further important information**
- **Always keep your pen with you.**
- **Always carry an extra pen and new needles** with you, in case of loss or damage.

- Always keep your pen and needles **out of sight and reach of others**, especially children.
- **Never share** your pen or your needles with other people. It might lead to cross-infection.
- **Never share** your pen with other people. Your medicine might be harmful to their health.
- Caregivers must **be very careful when handling used needles** – to reduce the risk of needle injury and cross-infection.

Caring for your pen

Treat your pen with care. Rough handling or misuse may cause inaccurate dosing, which can lead to too high or too low blood sugar level.

- **Do not leave the pen in a car** or other place where it can get too hot or too cold.
- **Do not expose your pen to dust, dirt or liquid.**
- **Do not wash, soak or lubricate your pen.** If necessary, clean it with mild detergent on a moistened cloth.
- **Do not drop your pen** or knock it against hard surfaces.
If you drop it or suspect a problem, attach a new needle and check the insulin flow before you inject.
- **Do not try to refill your pen.** Once empty, it must be disposed of.
- **Do not try to repair your pen** or pull it apart.