

**ANNEX I**

**SUMMARY OF PRODUCT CHARACTERISTICS**

▼ This medicinal product is subject to additional monitoring. This will allow quick identification of new safety information. Healthcare professionals are asked to report any suspected adverse reactions. See section 4.8 for how to report adverse reactions.

## **1. NAME OF THE MEDICINAL PRODUCT**

Praxbind 2.5 g/50 mL solution for injection/infusion

## **2. QUALITATIVE AND QUANTITATIVE COMPOSITION**

Each mL of solution for injection/infusion contains 50 mg idarucizumab.

Each vial contains 2.5 g idarucizumab in 50 mL.

Idarucizumab is produced by recombinant DNA technology in Chinese Hamster Ovary cells.

### Excipients with known effect:

Each 50 mL vial contains 2 g sorbitol and 25 mg sodium (see section 4.4).

For the full list of excipients, see section 6.1.

## **3. PHARMACEUTICAL FORM**

Solution for injection/infusion

Clear to slightly opalescent, colourless to slightly yellow solution.

## **4. CLINICAL PARTICULARS**

### **4.1 Therapeutic indications**

Praxbind is a specific reversal agent for dabigatran and is indicated in adult patients treated with Pradaxa (dabigatran etexilate) when rapid reversal of its anticoagulant effects is required:

- For emergency surgery/urgent procedures
- In life-threatening or uncontrolled bleeding.

### **4.2 Posology and method of administration**

Restricted to hospital use only.

#### Posology

The recommended dose of Praxbind is 5 g (2x2.5 g/50 mL).

In a subset of patients, recurrence of plasma concentrations of unbound dabigatran and concomitant prolongation of clotting tests have occurred up to 24 hours after administration of idarucizumab (see section 5.1).

Administration of a second 5 g dose of Praxbind may be considered in the following situations:

- recurrence of clinically relevant bleeding together with prolonged clotting times, or
- if potential re-bleeding would be life-threatening and prolonged clotting times are observed, or
- patients require a second emergency surgery/urgent procedure and have prolonged clotting times.

Relevant coagulation parameters are activated Partial Thromboplastin Time (aPTT), diluted Thrombin Time (dTT) or Ecarin Clotting Time (ECT) (see section 5.1).

A maximum daily dose has not been investigated.

#### Restarting Antithrombotic Therapy

Pradaxa (dabigatran etexilate) treatment can be re-initiated 24 hours after administration of Praxbind, if the patient is clinically stable and adequate haemostasis has been achieved.

After administration of Praxbind, other antithrombotic therapy (e.g. low-molecular weight heparin) can be started at any time, if the patient is clinically stable and adequate haemostasis has been achieved.

Absence of antithrombotic therapy exposes patients to the thrombotic risk of their underlying disease or condition.

#### Patients with renal impairment

No dose adjustment is required in renally impaired patients. Renal impairment did not impact the reversal effect of idarucizumab.

#### Patients with hepatic impairment

No dose adjustment is required in hepatically impaired patients (see section 5.2).

#### Elderly

No dose adjustment is required in elderly patients aged 65 years and above (see section 5.2).

#### Paediatric population

The safety and efficacy of Praxbind in children below the age of 18 years have not yet been established. No data are available.

#### Method of administration

Intravenous use.

Praxbind (2x2.5 g/50 mL) is administered intravenously as two consecutive infusions over 5 to 10 minutes each or as a bolus injection.

For additional instructions for use and handling see section 6.6.

### **4.3 Contraindications**

None.

#### **4.4 Special warnings and precautions for use**

Idarucizumab binds specifically to dabigatran and reverses its anticoagulant effect. It will not reverse the effects of other anticoagulants (see section 5.1).

Praxbind treatment can be used in conjunction with standard supportive measures, which should be considered as medically appropriate.

##### Hypersensitivity

The risk of using Praxbind in patients with known hypersensitivity (e.g. anaphylactoid reaction) to idarucizumab or to any of the excipients needs to be weighed cautiously against the potential benefit of such an emergency treatment. If an anaphylactic reaction or other serious allergic reaction occurs, administration of Praxbind should be discontinued immediately and appropriate therapy initiated.

##### Hereditary fructose intolerance

The recommended dose of Praxbind contains 4 g sorbitol as an excipient. In patients with hereditary fructose intolerance, parenteral administration of sorbitol has been associated with reports of hypoglycemia, hypophosphatemia, metabolic acidosis, increase in uric acid, acute liver failure with breakdown of excretory and synthetic function, and death. Therefore, in patients with hereditary fructose intolerance the risk of treatment with Praxbind must be weighed against the potential benefit of such an emergency treatment. If Praxbind is administered in these patients, intensified medical care during Praxbind exposure and within 24 hours of exposure is required.

##### Thromboembolic Events

Patients being treated with dabigatran have underlying disease states that predispose them to thromboembolic events. Reversing dabigatran therapy exposes patients to the thrombotic risk of their underlying disease. To reduce this risk, resumption of anticoagulant therapy should be considered as soon as medically appropriate (see section 4.2).

##### Urinary protein testing

Praxbind causes transient proteinuria as a physiologic reaction to renal protein overflow after bolus/short term application of 5g idarucizumab intravenously (see section 5.2). The transient proteinuria is not indicative of renal damage, which should be taken into account for urine testing.

##### Sodium content

This medicinal product contains 2,2 mmol (or 50 mg) sodium per dose. To be taken into consideration by patients on a controlled sodium diet.

#### **4.5 Interaction with other medicinal products and other forms of interaction**

No formal interaction studies with Praxbind and other medicinal products have been performed. Based on the pharmacokinetic properties and the high specificity in binding to dabigatran, clinically relevant interactions with other medicinal products are considered unlikely.

Preclinical investigations with idarucizumab have shown no interactions with

- volume expanders.
- coagulation factor concentrates, such as prothrombin complex concentrates (PCCs, e.g. 3 factor and 4 factor), activated PCCs (aPCCs) and recombinant factor VIIa.
- other anticoagulants (e.g. thrombin inhibitors other than dabigatran, Factor Xa inhibitors including low-molecular weight heparin, vitamin K-antagonists, heparin). Thus idarucizumab will not reverse the effects of other anticoagulants.

## 4.6 Fertility, pregnancy and lactation

### Pregnancy

There are no data for the use of Praxbind in pregnant women. Reproductive and developmental toxicity studies have not been performed, given the nature and the intended clinical use of the medicinal product. Praxbind may be used during pregnancy, if the expected clinical benefit outweighs the potential risks.

### Breast-feeding

It is unknown whether idarucizumab is excreted in human milk.

### Fertility

There are no data on the effect of Praxbind on fertility (see section 5.3).

## 4.7 Effects on ability to drive and use machines

Not relevant.

## 4.8 Undesirable effects

The safety of Praxbind has been evaluated in 224 healthy subjects as well as 123 patients in an ongoing phase III trial, who had uncontrolled bleeding or required emergency surgery or procedures and were under treatment with Pradaxa (dabigatran etexilate).

No adverse reactions have been identified.

### Reporting of suspected adverse reactions

Reporting suspected adverse reactions after authorisation of the medicinal product is important. It allows continued monitoring of the benefit/risk balance of the medicinal product. Healthcare professionals are asked to report any suspected adverse reactions via the national reporting system listed in [Appendix V](#).

## 4.9 Overdose

There is no clinical experience with overdoses of Praxbind.

The highest single dose of Praxbind studied in healthy subjects was 8 g. No safety signals have been identified in this group.

## 5. PHARMACOLOGICAL PROPERTIES

### 5.1 Pharmacodynamic properties

Pharmacotherapeutic group: all other therapeutic products, antidotes, ATC code: V03AB37

#### Mechanism of action

Idarucizumab is a specific reversal agent for dabigatran. It is a humanized monoclonal antibody fragment (Fab) that binds to dabigatran with very high affinity, approximately 300-fold more potent than the binding affinity of dabigatran for thrombin. The idarucizumab-dabigatran complex is characterised by a rapid on-rate and extremely slow off-rate resulting in a very stable complex. Idarucizumab potently and specifically binds to dabigatran and its metabolites and neutralises their anticoagulant effect.

## Clinical efficacy and safety

Three randomised, double-blind, placebo-controlled Phase I studies in 283 subjects (224 treated with idarucizumab) were conducted to assess the safety, efficacy, tolerability, pharmacokinetics and pharmacodynamics of idarucizumab, given alone or after administration of dabigatran etexilate. The investigated population consisted of healthy subjects and subjects exhibiting specific population characteristics covering age, body weight, race, sex and renal impairment. In these studies the doses of idarucizumab ranged from 20 mg to 8 g and the infusion times ranged from 5 minutes to 1 hour.

Representative values for pharmacokinetic and pharmacodynamics parameters were established on the basis of healthy subjects aged 45-64 years receiving 5 g idarucizumab (see sections 5.1 and 5.2).

A prospective, open-label, non-randomized, uncontrolled study (RE-VERSE AD) is currently ongoing to investigate the treatment of adult patients who presented with dabigatran-related life-threatening or uncontrolled bleeding (Group A) or who required emergency surgery or urgent procedures (Group B). The primary endpoint was the maximum percentage reversal of the anticoagulant effect of dabigatran within 4 hours after the administration of idarucizumab, based on central laboratory determination of dilute thrombin time (dTT) or ecarin clotting time (ECT). A key secondary endpoint is the restoration of haemostasis.

An interim analysis of RE-VERSE AD included data for 123 patients: 66 patients with serious bleeding (Group A) and 57 requiring an urgent procedure (Group B). Approximately half of the patients in each group were male. The median age was 77 years and the median creatinine clearance was 61 mL/min. Approximately 68% of patients in Group A and 63% of patients in Group B had been treated with dabigatran 110 mg twice daily. Results of central laboratory evaluations were available for a subset of 90 patients (51 in Group A, 39 in Group B).

Most patients (>89%), in both Groups A and B, achieved complete reversal of the anticoagulant effect of dabigatran as measured by dTT or ECT in the first 4 hours after administration of 5 g idarucizumab. Reversal effects were evident immediately after administration.

Figure 1 – Reversal of dabigatran-induced clotting time prolongation determined by dTT in 90 patients from the RE-VERSE AD study

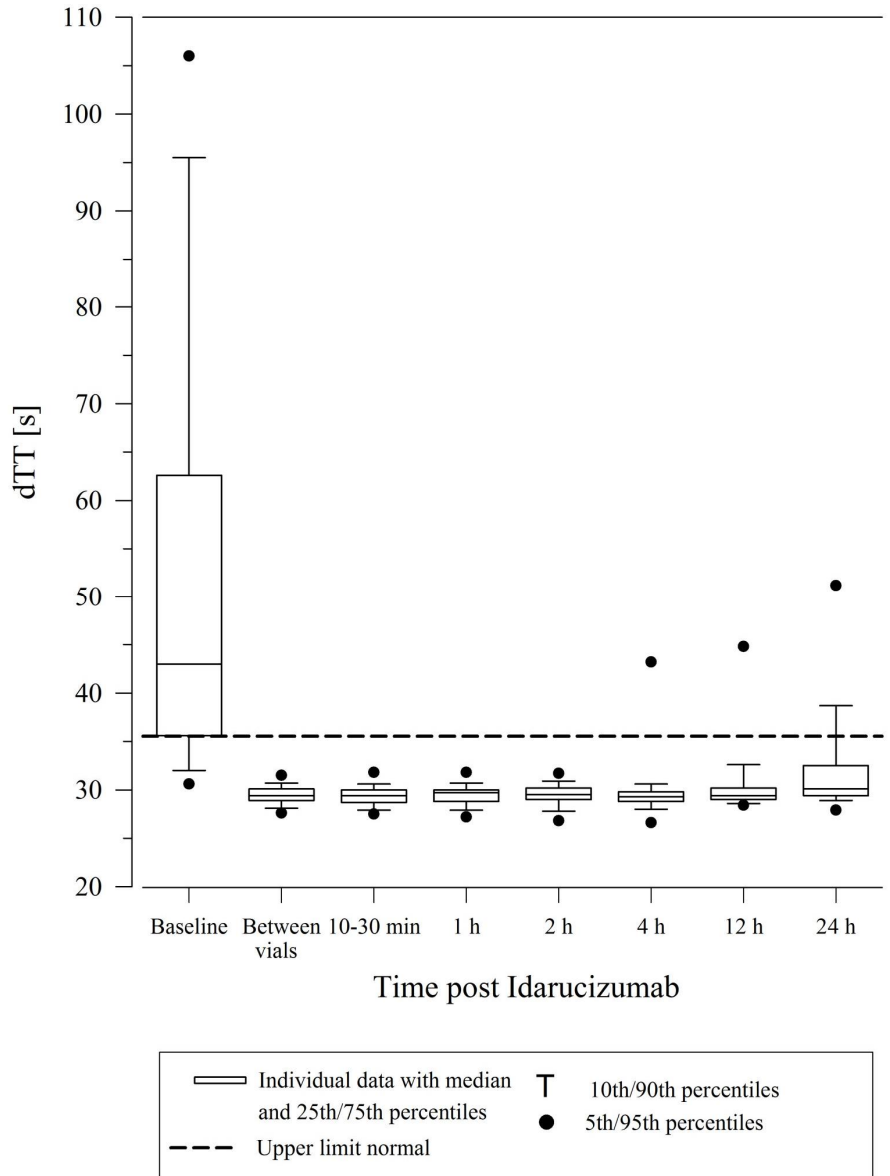
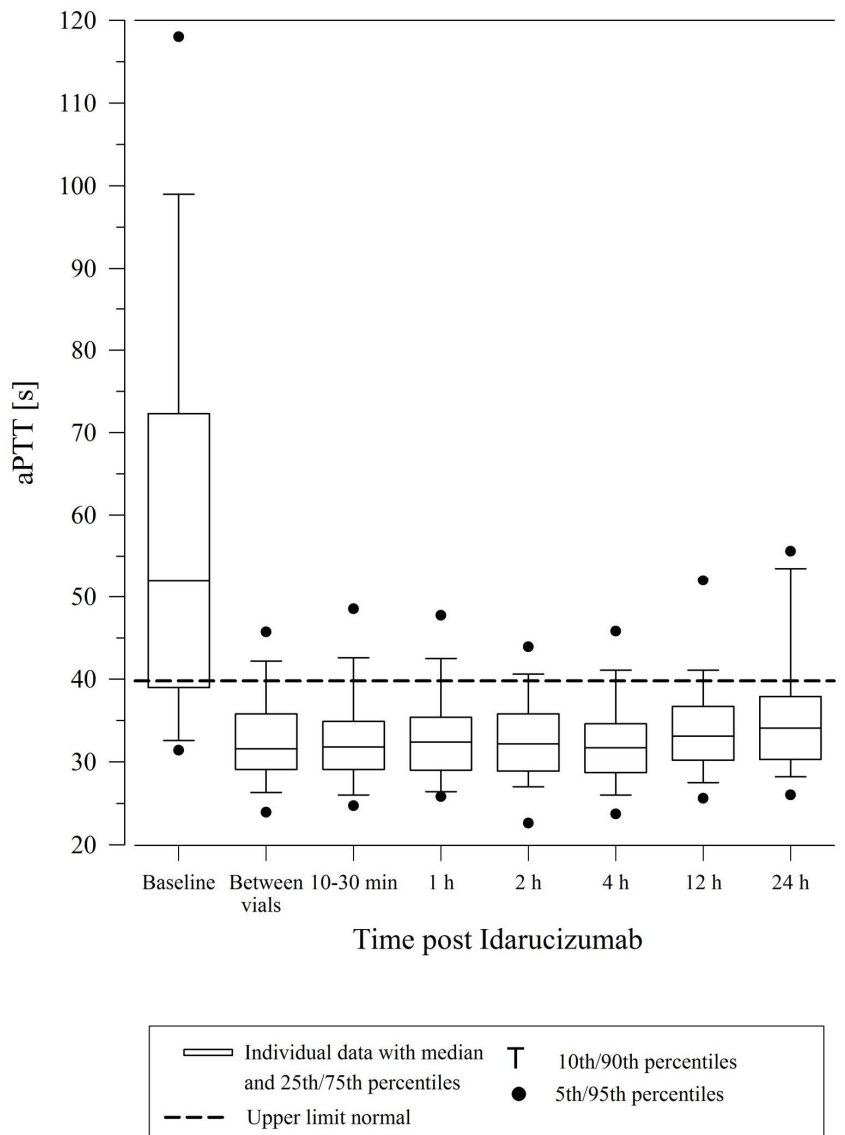


Figure 2 – Reversal of dabigatran-induced clotting time prolongation determined by aPTT in 90 patients from the RE-VERSE AD study



Restoration of haemostasis was achieved in 91% of evaluable patients who had serious bleeding and normal haemostasis was observed in 92% of patients who required an urgent procedure.

Of the total 123 patients, 26 patients died; each of these deaths could be attributed either as a complication of the index event or associated with co-morbidities. Thrombotic events were reported in 5 patients, none of which were on antithrombotic therapy at the time of the event, and in each of these cases, the thrombotic event could be attributed to the underlying medical condition of the patient. Mild symptoms of potential hypersensitivity (pyrexia, bronchospasm, hyperventilation, rash or pruritus) were reported. A causal relationship to idarucizumab could not be established. Further adverse events, reported in greater than or equal to 5% of patients, were hypokalemia (9/123; 7%), delirium (9/123; 7%), constipation (8/123; 7%), pyrexia (7/123; 6%), pneumonia (7/123; 6%).

### Pharmacodynamic effects

The pharmacodynamics of idarucizumab after administration of dabigatran etexilate were investigated in 141 subjects in Phase I studies, of which data for a representative subgroup of 6 healthy subjects aged 45 to 64 years receiving a dose of 5 g as intravenous infusion are presented. The median peak dabigatran exposure in the investigated healthy subjects was in the range of a twice daily administration of 150 mg dabigatran etexilate in patients.

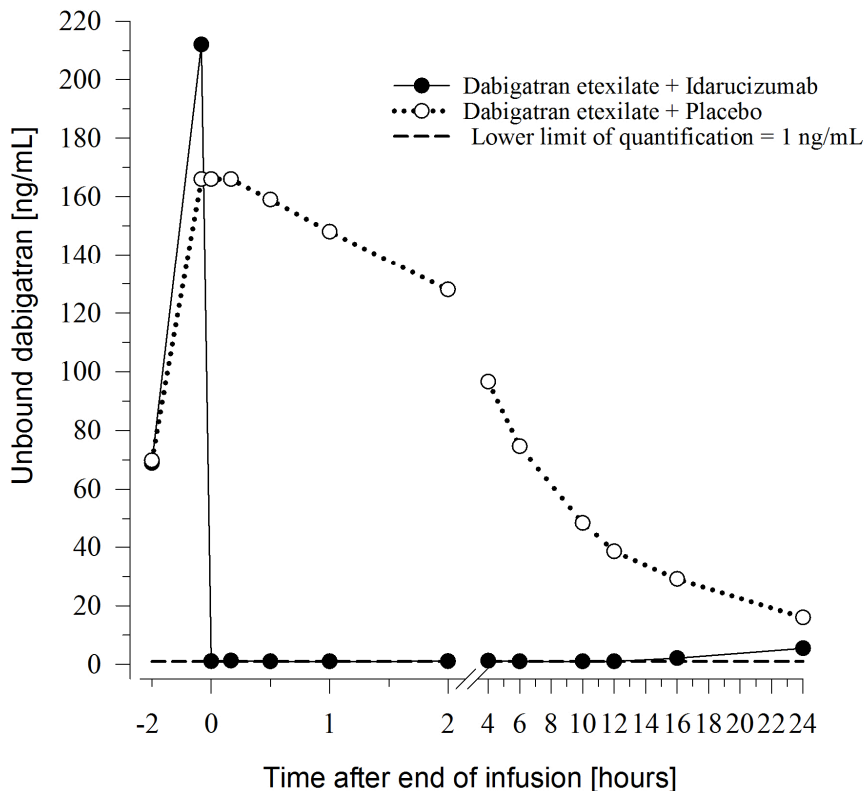


*Effect of idarucizumab on the exposure and anticoagulant activity of dabigatran*

Immediately after the administration of idarucizumab, the plasma concentrations of unbound dabigatran were reduced by more than 99 %, resulting in levels with no anticoagulant activity.

The majority of the patients showed sustained reversal of dabigatran plasma concentrations up to 12 hours (>90%). In a subset of patients, recurrence of plasma levels of unbound dabigatran and concomitant elevation of clotting tests was observed, possibly due to re-distribution of dabigatran from the periphery. This occurred 2-24 hours after administration of idarucizumab mainly at timepoints  $\geq 12$  hours.

Figure 3 – Plasma-levels of unbound dabigatran in the representative group of healthy subjects (administration of idarucizumab or placebo at 0 h)



Dabigatran prolongs the clotting time of coagulation markers such as diluted Thrombin Time (dTT), Thrombin Time (TT), activated Partial Thromboplastin Time (aPTT) and Ecarin Clotting Time (ECT), which provide an approximate indication of the anticoagulation intensity. A value in the normal range after administration of idarucizumab indicates that a patient is no longer anticoagulated. A value above the normal range may reflect residual active dabigatran or other clinical conditions e.g., presence of other drugs or transfusion coagulopathy. These tests were used to assess the anticoagulant effect of dabigatran. A complete and sustained reversal of dabigatran-induced clotting time prolongation was observed immediately after the idarucizumab infusion, lasting over the entire observation period of at least 24 h.

Figure 4 – Reversal of dabigatran-induced clotting time prolongation determined by dTT in the representative group of healthy subjects (administration of idarucizumab or placebo at 0 h)

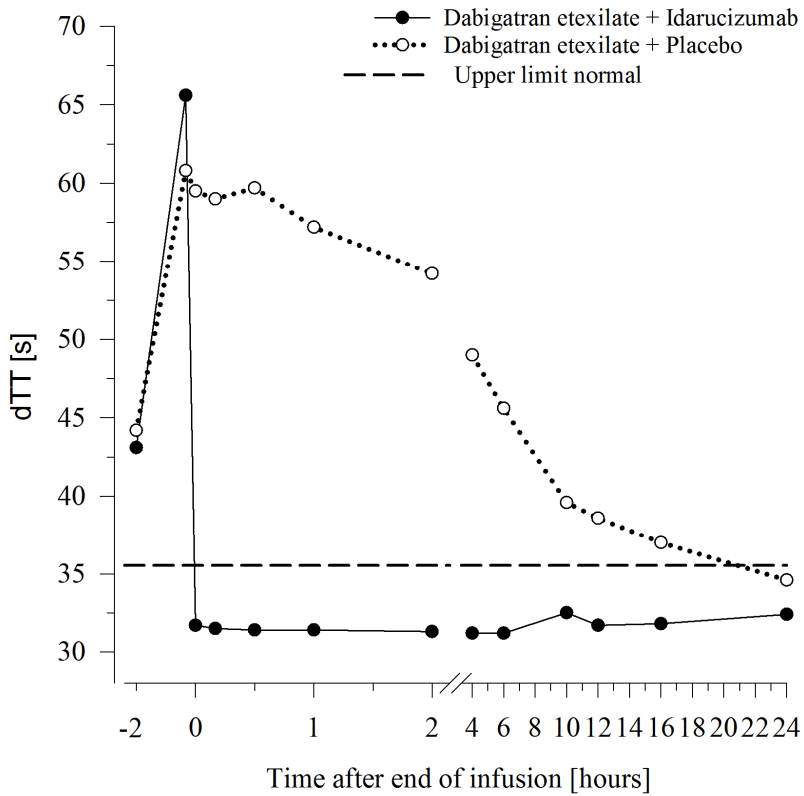
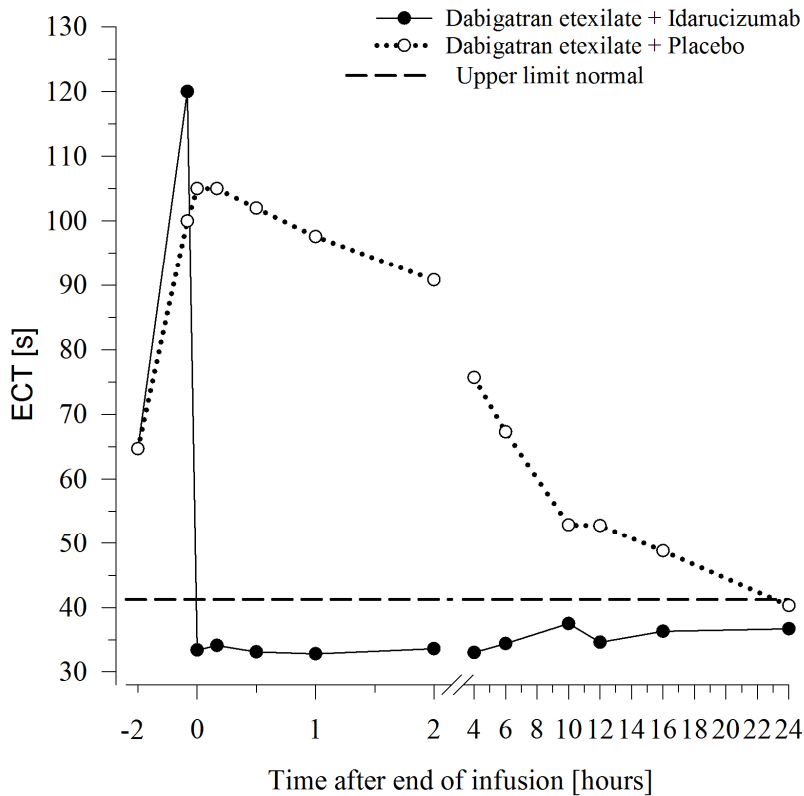


Figure 5 – Reversal of dabigatran-induced clotting time prolongation determined by ECT in the representative group of healthy subjects (administration of idarucizumab or placebo at 0 h)



### *Thrombin generation parameters*

Dabigatran exerts pronounced effects on parameters of the endogenous thrombin potential (ETP). Idarucizumab treatment normalised both thrombin lag time ratio and time to peak ratio to baseline levels as determined 0.5 to 12 hours after the end of the idarucizumab infusion. Idarucizumab alone has shown no procoagulant effect measured as ETP. This suggests that idarucizumab has no prothrombotic effect.

### *Re-administration of dabigatran etexilate*

24 hours after the idarucizumab infusion, re-administration of dabigatran etexilate resulted in expected anticoagulant activity.

### *Immunogenicity*

Serum samples from 283 subjects (224 treated with idarucizumab) were tested for antibodies to idarucizumab before and after treatment.

Pre-existing antibodies with cross-reactivity to idarucizumab were detected in approximately 13 % (36/283) of the subjects. No impact on the pharmacokinetics or the reversal effect of idarucizumab or hypersensitivity reactions were observed in these subjects.

Treatment-emergent anti-idarucizumab antibodies with low titers were observed in 4 % (9/224) of the subjects suggesting a low immunogenic potential of idarucizumab. In a subgroup of 6 subjects, idarucizumab was administered a second time, two months after the first administration. No anti-idarucizumab antibodies were detected in these subjects prior to the second administration. In one subject, treatment-emergent anti-idarucizumab antibodies were detected after the second administration.

### *Preclinical pharmacodynamics*

A trauma model in pigs was performed using a blunt liver injury after dosing with dabigatran to achieve supratherapeutic concentrations of about 10-fold of human plasma levels. Idarucizumab effectively and rapidly reversed the life-threatening bleeding within 15 min after the injection. All pigs survived at idarucizumab doses of approximately 2.5 and 5 g. Without idarucizumab, the mortality in the anticoagulated group was 100 %.

The European Medicines Agency has deferred the obligation to submit the results of studies with Praxbind in one or more subsets of the paediatric population in the prevention and treatment of dabigatran associated haemorrhage (see section 4.2 for information on paediatric use).

## **5.2 Pharmacokinetic properties**

The pharmacokinetics of idarucizumab were investigated in 224 subjects in Phase I studies, of which data for a representative subgroup of 6 healthy subjects aged 45 to 64 years receiving a dose of 5 g as intravenous infusion are presented.

### Distribution

Idarucizumab exhibited multiphasic disposition kinetics and limited extravascular distribution. Following the intravenous infusion of a 5 g dose, the geometric mean volume of distribution at steady state ( $V_{ss}$ ) was 8.9 L (geometric coefficient of variation (gCV) 24.8 %).

### Biotransformation

Several pathways have been described that may contribute to the metabolism of antibodies. All of these pathways involve biodegradation of the antibody to smaller molecules, i.e. small peptides or amino acids, which are then reabsorbed and incorporated in the general protein synthesis.

## Elimination

Idarucizumab was rapidly eliminated with a total clearance of 47.0 mL/min (gCV 18.4 %), an initial half-life of 47 minutes (gCV 11.4 %) and a terminal half-life of 10.3 h (gCV 18.9 %). After intravenous administration of 5 g idarucizumab, 32.1 % (gCV 60.0 %) of the dose was recovered in urine within a collection period of 6 hours and less than 1 % in the following 18 hours. The remaining part of the dose is assumed to be eliminated via protein catabolism, mainly in the kidney.

After treatment with idarucizumab proteinuria has been observed. The transient proteinuria is a physiologic reaction to renal protein overflow after bolus/short term application of 5g idarucizumab intravenously. The transient proteinuria usually peaked about 4 h after idarucizumab administration and normalised within 12-24 hours. In single cases the transient proteinuria persisted for more than 24 hours.

## Patients with renal impairment

In Phase I studies Praxbind has been investigated in subjects with a creatinine clearance ranging from 44 to 213 mL/min. Subjects with a creatinine clearance below 44 mL/min have not been studied in Phase I.

Depending on the degree of renal impairment the total clearance was reduced compared to healthy subjects, leading to an increased exposure of idarucizumab.

Based on pharmacokinetic data from 68 patients with different degrees of renal function (median creatinine clearance 19.2 - 126 mL/min) it is estimated that mean idarucizumab exposure ( $AUC_{0-24h}$ ) increases by 26% in patients with mild (CrCl 60-90 mL/min), by 78% in moderate (30-60 mL/min) and by 199% in severe (0-30 mL/min) renal impairment. Since dabigatran is also excreted primarily via the kidneys, increases in the exposure to dabigatran are also seen with worsening renal function.

Based on these data and the extent of reversal of the anticoagulant effect of dabigatran in patients, renal impairment does not appear to impact the reversal effect of idarucizumab, although the conclusion for patients with severe renal impairment is drawn from only a small subset of patients.

## Patients with hepatic impairment

Praxbind has not been studied in patients with hepatic impairment. Antibody fragments are known to be eliminated mainly by proteolytic catabolism in the kidney. An impact of hepatic impairment on the pharmacokinetics of idarucizumab is not expected.

## Older people/Sex/Race

Based on population pharmacokinetic analyses, sex, age, and race do not have a clinically meaningful effect on the pharmacokinetics of idarucizumab.

## **5.3 Preclinical safety data**

Preclinical data reveal no special hazard for humans based on repeated dose toxicity studies of up to four weeks in rats and two weeks in monkeys. Safety pharmacology studies have demonstrated no effects on the respiratory, central nervous or cardiovascular system.

Studies to evaluate the mutagenic and carcinogenic potential of idarucizumab have not been performed. Based on its mechanism of action and the characteristics of proteins no carcinogenic or genotoxic effects are anticipated.

Studies to assess the potential reproductive effects of idarucizumab have not been performed. No treatment-related effects have been identified in reproductive tissues of either sex during repeat dose intravenous toxicity studies of up to four weeks in the rat and two weeks in monkeys. Additionally, no idarucizumab binding to human reproductive tissues was observed in a tissue cross-reactivity study. Therefore, preclinical results do not suggest a risk to fertility or embryo-fetal development.

No local irritation of the blood vessel was observed after i.v. or paravenous administration of idarucizumab. The idarucizumab formulation did not produce haemolysis of human whole blood in vitro.

## **6. PHARMACEUTICAL PARTICULARS**

### **6.1 List of excipients**

sodium acetate trihydrate  
acetic acid  
sorbitol  
polysorbate 20  
water for injection

### **6.2 Incompatibilities**

This medicinal product must not be mixed with other medicinal products.

### **6.3 Shelf life**

3 years.

After opening the vial, chemical and physical in-use stability of idarucizumab has been demonstrated for 6 hours at room temperature.

From a microbiological point of view, unless the method of opening precludes the risk of microbial contamination, the product shall be used immediately after opening. If not used immediately, in-use storage times and conditions prior to use are the responsibility of the user.

### **6.4 Special precautions for storage**

Store in a refrigerator (2 °C-8 °C).

Do not freeze.

Store in the original package in order to protect from light.

Prior to use, the unopened vial may be kept at room temperature (up to 30 °C) for up to 48 hours, if stored in the original package in order to protect from light,. The solution should not be exposed to light for more than 6 hours (in unopened vial and/or in-use).

For storage conditions after opening of the medicinal product, see section 6.3.

### **6.5 Nature and contents of container**

50 mL solution in a glass vial (type I glass), with a butyl rubber stopper, an aluminium cap and a label with integrated hanger.

Pack size of 2 vials.

### **6.6 Special precautions for disposal and other handling**

Parenteral medicinal products such as Praxbind should be inspected visually for particulate matter and discoloration prior to administration.

Praxbind must not be mixed with other medicinal products. A pre-existing intravenous line may be used for administration of Praxbind. The line must be flushed with sodium chloride 9 mg/ml (0.9 %) solution for injection prior to and at the end of infusion. No other infusion should be administered in parallel via the same intravenous access.

Praxbind is for single-use only and does not contain preservatives (see section 6.3).

No incompatibilities between Praxbind and polyvinyl chloride, polyethylene or polyurethane infusion sets or polypropylene syringes have been observed.

## **7. MARKETING AUTHORISATION HOLDER**

Boehringer Ingelheim International GmbH  
Binger Str. 173  
D-55216 Ingelheim am Rhein  
Germany

## **8. MARKETING AUTHORISATION NUMBER(S)**

EU/1/15/1056/001

## **9. DATE OF FIRST AUTHORISATION/RENEWAL OF THE AUTHORISATION**

Date of first authorisation: 20 November 2015

## **10. DATE OF REVISION OF THE TEXT**

Detailed information on this medicinal product is available on the website of the European Medicines Agency <http://www.ema.europa.eu>.

## **ANNEX II**

- A. MANUFACTURER OF THE BIOLOGICAL ACTIVE SUBSTANCE AND MANUFACTURER RESPONSIBLE FOR BATCH RELEASE**
- B. CONDITIONS OR RESTRICTIONS REGARDING SUPPLY AND USE**
- C. OTHER CONDITIONS AND REQUIREMENTS OF THE MARKETING AUTHORISATION**
- D. CONDITIONS OR RESTRICTIONS WITH REGARD TO THE SAFE AND EFFECTIVE USE OF THE MEDICINAL PRODUCT**

**A. MANUFACTURER OF THE BIOLOGICAL ACTIVE SUBSTANCE AND MANUFACTURER RESPONSIBLE FOR BATCH RELEASE**

Name and address of the manufacturer of the biological active substance

Boehringer Ingelheim Pharma GmbH & Co. KG  
Birkendorfer Straße 65  
88397 Biberach an der Riss  
GERMANY

Name and address of the manufacturer responsible for batch release

Boehringer Ingelheim Pharma GmbH & Co. KG  
Birkendorfer Straße 65  
88397 Biberach an der Riss  
GERMANY

**B. CONDITIONS OR RESTRICTIONS REGARDING SUPPLY AND USE**

Medicinal product subject to restricted medical prescription (see Annex I: Summary of Product Characteristics, section 4.2).

**C. OTHER CONDITIONS AND REQUIREMENTS OF THE MARKETING AUTHORISATION**

• **Periodic safety update reports**

The requirements for submission of periodic safety update reports for this medicinal product are set out in the list of Union reference dates (EURD list) provided for under Article 107c(7) of Directive 2001/83/EC and any subsequent updates published on the European medicines web-portal.

**D. CONDITIONS OR RESTRICTIONS WITH REGARD TO THE SAFE AND EFFECTIVE USE OF THE MEDICINAL PRODUCT**

• **Risk Management Plan (RMP)**

The MAH shall perform the required pharmacovigilance activities and interventions detailed in the agreed RMP presented in Module 1.8.2 of the Marketing Authorisation and any agreed subsequent updates of the RMP.

An updated RMP should be submitted:

- At the request of the European Medicines Agency;
- Whenever the risk management system is modified, especially as the result of new information being received that may lead to a significant change to the benefit/risk profile or as the result of an important (pharmacovigilance or risk minimisation) milestone being reached.



**ANNEX III**  
**LABELLING AND PACKAGE LEAFLET**

## **A. LABELLING**

**PARTICULARS TO APPEAR ON THE OUTER PACKAGING**

**FOLDING BOX**

**1. NAME OF THE MEDICINAL PRODUCT**

Praxbind 2.5 g/50 mL solution for injection/infusion  
Idarucizumab

**2. STATEMENT OF ACTIVE SUBSTANCE(S)**

Each vial of 50 mL contains 2.5 g idarucizumab.

**3. LIST OF EXCIPIENTS**

Excipients: Sodium acetate trihydrate, acetic acid, sorbitol, polysorbate 20, water for injection.

**4. PHARMACEUTICAL FORM AND CONTENTS**

solution for injection/infusion  
2 vials of 50 mL each

**5. METHOD AND ROUTE(S) OF ADMINISTRATION**

Intravenous use

Read the package leaflet before use.

**6. SPECIAL WARNING THAT THE MEDICINAL PRODUCT MUST BE STORED OUT OF THE SIGHT AND REACH OF CHILDREN**

Keep out of the sight and reach of children.

**7. OTHER SPECIAL WARNING(S), IF NECESSARY**

For single use only.

**8. EXPIRY DATE**

EXP

**9. SPECIAL STORAGE CONDITIONS**

Store in a refrigerator. Do not freeze.  
Store in the original package in order to protect from light.

**10. SPECIAL PRECAUTIONS FOR DISPOSAL OF UNUSED MEDICINAL PRODUCTS OR WASTE MATERIALS DERIVED FROM SUCH MEDICINAL PRODUCTS, IF APPROPRIATE**

**11. NAME AND ADDRESS OF THE MARKETING AUTHORISATION HOLDER**

Boehringer Ingelheim International GmbH  
Binger Str. 173  
D-55216 Ingelheim am Rhein  
Germany

**12. MARKETING AUTHORISATION NUMBER(S)**

EU/1/15/1056/001

**13. BATCH NUMBER**

Lot

**14. GENERAL CLASSIFICATION FOR SUPPLY**

**15. INSTRUCTIONS ON USE**

**16. INFORMATION IN BRAILLE**

Justification for not including Braille accepted

**17. UNIQUE IDENTIFIER – 2D BARCODE**

2D barcode carrying the unique identifier included

**18. UNIQUE IDENTIFIER – HUMAN READABLE DATA**

PC: {number} [product code]

SN: {number} [serial number]

NN: {number} [national reimbursement number or other national number identifying the medicinal product]

**19. OTHER – Printing on inside of lid**

- The enclosed package leaflet contains additional information for healthcare professionals
- The recommended dose of Praxbind is 5 g (2x2.5 g/50 mL)
- Intravenous administration as two consecutive infusions over 5 to 10 min each or as bolus injections

**PARTICULARS TO APPEAR ON THE IMMEDIATE PACKAGING**

**Vial label**

**1. NAME OF THE MEDICINAL PRODUCT**

Praxbind 2.5 g/50 mL solution for injection/infusion  
Idarucizumab

**2. STATEMENT OF ACTIVE SUBSTANCE(S)**

Each vial of 50 mL contains 2.5 g idarucizumab.

**3. LIST OF EXCIPIENTS**

Excipients: Sodium acetate trihydrate, acetic acid, sorbitol, polysorbate 20, water for injection.

**4. PHARMACEUTICAL FORM AND CONTENTS**

2 vials of 50 mL solution for injection/infusion each

**5. METHOD AND ROUTE(S) OF ADMINISTRATION**

Intravenous use

Read the package leaflet before use.

**6. SPECIAL WARNING THAT THE MEDICINAL PRODUCT MUST BE STORED OUT OF THE SIGHT AND REACH OF CHILDREN**

Keep out of the sight and reach of children.

**7. OTHER SPECIAL WARNING(S), IF NECESSARY**

For single use only.

**8. EXPIRY DATE**

EXP

**9. SPECIAL STORAGE CONDITIONS**

Store in a refrigerator. Do not freeze.  
Store in the original package in order to protect from light.

**10. SPECIAL PRECAUTIONS FOR DISPOSAL OF UNUSED MEDICINAL PRODUCTS OR WASTE MATERIALS DERIVED FROM SUCH MEDICINAL PRODUCTS, IF APPROPRIATE**

**11. NAME AND ADDRESS OF THE MARKETING AUTHORISATION HOLDER**

Boehringer Ingelheim International GmbH  
Binger Str. 173  
D-55216 Ingelheim am Rhein  
Germany

**12. MARKETING AUTHORISATION NUMBER(S)**

EU/1/15/1056/001

**13. BATCH NUMBER**

Lot

**14. GENERAL CLASSIFICATION FOR SUPPLY**

Medicinal product subject to medical prescription.

**15. INSTRUCTIONS ON USE**

**16. INFORMATION IN BRAILLE**

Justification for not including Braille accepted

**17. UNIQUE IDENTIFIER – 2D BARCODE**

2D barcode carrying the unique identifier included

**18. UNIQUE IDENTIFIER – HUMAN READABLE DATA**

PC: {number} [product code]

SN: {number} [serial number]

NN: {number} [national reimbursement number or other national number identifying the medicinal product]

**B. PACKAGE LEAFLET**



## **Package leaflet: Information for the patient and user**

### **Praxbind 2.5 g/50 mL solution for injection/infusion idarucizumab**

▼ This medicine is subject to additional monitoring. This will allow quick identification of new safety information. You can help by reporting any side effects you may get. See the end of section 4 for how to report side effects.

**Read all of this leaflet carefully, because it contains important information for you. Please note this medicine is mainly used in emergency situations and the doctor will have decided that you needed it.**

- Keep this leaflet. You may need to read it again.
- If you have any further questions, ask your doctor or nurse.
- If you get any side effects, talk to your doctor or nurse. This includes any possible side effects not listed in this leaflet. See section 4.

#### **What is in this leaflet**

1. What Praxbind is and what it is used for
2. What you need to know when you receive Praxbind
3. How to use Praxbind
4. Possible side effects
5. How to store Praxbind
6. Contents of the pack and other information

#### **1. What Praxbind is and what it is used for**

##### **What Praxbind is**

Praxbind is a reversal agent specific for dabigatran (Pradaxa), a blood thinner medicine that blocks a substance in the body, which is involved in blood clot formation. Praxbind is used to rapidly trap dabigatran in order to inactivate its effect.

Praxbind contains the active substance idarucizumab.

##### **What Praxbind is used for**

Praxbind is used in adults in emergency situations where your doctor decides that rapid inactivation of the effect of Pradaxa is required

- For emergency surgery/urgent procedures
- In life-threatening or uncontrolled bleeding.

#### **2. What you need to know when you receive Praxbind**

##### **Warnings and precautions**

Tell your doctor or nurse

- if you are allergic to idarucizumab or to any other of the substances listed in section 6.
- if you have a genetic disease called hereditary fructose intolerance. In this case, the substance sorbitol contained in this medicine may cause serious adverse reactions.

They will take this into account before treating you with Praxbind.

This medicine will only remove dabigatran from your body. It will not remove other medicines used to prevent the formation of blood clots.

After dabigatran has been removed from your body, you are not protected from the formation of blood clots. Your doctor will continue treating you with medicines used to prevent the formation of blood clots as soon as your medical condition allows.

### **Children and adolescents**

There is no information on the use of Praxbind in children.

### **Other medicines and Praxbind**

Tell your doctor if you are taking, have recently taken or might take any other medicines.

This medicine has been designed to only bind to dabigatran. It is unlikely that Praxbind will influence the effect of other medicines or that other medicines will influence Praxbind.

### **Pregnancy and breast-feeding**

Tell your doctor, if you are pregnant or breast-feeding, think you may be pregnant or are planning to have a baby.

There is no information on the effects of this medicine in pregnant or breast-feeding women. Praxbind does not affect any functions in the body as such, so your doctor may decide to give you this medicine, if the expected benefits outweigh any potential risks.

### **Praxbind contains sodium**

This medicine contains 50 mg sodium per dose. You need to take this into account if you are on a controlled sodium diet.

## **3. How to use Praxbind**

This medicine is for hospital use only.

The recommended dose is 5 g (2 vials of 50 mL).

In rare cases you may still have too much dabigatran in your blood after a first dose of Praxbind and your doctor may decide to give you a second 5 g dose in specific situations.

Your doctor or nurse will give you this medicine by injection or infusion into a vein.

After you have received Praxbind, your doctor will decide on the continuation of your treatment to prevent blood clot formation. Pradaxa can be given again 24 hours after Praxbind administration.

Detailed instructions for your doctor or nurse on how to administer Praxbind can be found at the end of this package leaflet (see 'Handling instructions').

If you have any further questions on the use of this medicine, ask your doctor.

## **4. Possible side effects**

Like all medicines, this medicine may cause side effects, although not everybody gets them.

Until now, no side effects have been indentified.

## **Reporting of side effects**

If you get any side effects, talk to your doctor or nurse. This includes any possible side effects not listed in this leaflet. You can also report side effects directly via the national reporting system listed in [Appendix V](#). By reporting side effects you can help provide more information on the safety of this medicine.

## **5. How to store Praxbind**

Keep this medicine out of the sight and reach of children.

Do not use this medicine after the expiry date which is stated on the vial and the carton after EXP. The expiry date refers to the last day of that month.

Store in a refrigerator (2 °C-8 °C).

Do not freeze.

Store in the original package in order to protect from light.

Once opened, Praxbind is intended for immediate use.

## **6. Contents of the pack and other information**

### **What Praxbind contains**

- The active substance is idarucizumab.
- The other ingredients are sodium acetate trihydrate, acetic acid, sorbitol, polysorbate 20 and water for injection.

### **What Praxbind looks like and contents of the pack**

Praxbind solution for injection/infusion is a clear to slightly opalescent, colourless to slightly yellow solution supplied in a glass vial closed with a butyl rubber stopper and an aluminium cap.

Each pack contains two vials.

### **Marketing Authorisation Holder**

Boehringer Ingelheim International GmbH  
Binger Str. 173  
D-55216 Ingelheim am Rhein  
Germany

### **Manufacturer**

Boehringer Ingelheim Pharma GmbH & Co. KG  
Birkendorfer Strasse 65  
D-88397 Biberach an der Riss  
Germany

For any information about this medicine, please contact the local representative of the Marketing Authorisation Holder:

**België/Belgique/Belgien**

SCS Boehringer Ingelheim Comm.V  
Tél/Tel: +32 2 773 33 11

**България**

Бьорингер Ингелхайм РЦВ ГмбХ и Ко. КГ –  
клон България  
Тел: +359 2 958 79 98

**Česká republika**

Boehringer Ingelheim spol. s r.o.  
Tel: +420 234 655 111

**Danmark**

Boehringer Ingelheim Danmark A/S  
Tlf: +45 39 15 88 88

**Deutschland**

Boehringer Ingelheim Pharma GmbH & Co. KG  
Tel: +49 (0) 800 77 90 900

**Eesti**

Boehringer Ingelheim RCV GmbH & Co KG  
Eesti filiaal  
Tel: +372 612 8000

**Ελλάδα**

Boehringer Ingelheim Ellas A.E.  
Τηλ: +30 2 10 89 06 300

**España**

Boehringer Ingelheim España, S.A.  
Tel: +34 93 404 51 00

**France**

Boehringer Ingelheim France S.A.S.  
Tél: +33 3 26 50 45 33

**Hrvatska**

Boehringer Ingelheim Zagreb d.o.o.  
Tel: +385 1 2444 600

**Ireland**

Boehringer Ingelheim Ireland Ltd.  
Tel: +353 1 295 9620

**Ísland**

Vistor hf.  
Sími: +354 535 7000

**Lietuva**

Boehringer Ingelheim RCV GmbH & Co KG  
Lietuvos filialas  
Tel: +370 37 473922

**Luxembourg/Luxemburg**

SCS Boehringer Ingelheim Comm.V  
Tél/Tel: +32 2 773 33 11

**Magyarország**

Boehringer Ingelheim RCV GmbH & Co KG  
Magyarországi Fióktelepe  
Tel: +36 1 299 8900

**Malta**

Boehringer Ingelheim Ltd.  
Tel: +44 1344 424 600

**Nederland**

Boehringer Ingelheim b.v.  
Tel: +31 (0) 800 22 55 889

**Norge**

Boehringer Ingelheim Norway KS  
Tlf: +47 66 76 13 00

**Österreich**

Boehringer Ingelheim RCV GmbH & Co KG  
Tel: +43 1 80 105-0

**Polska**

Boehringer Ingelheim Sp.zo.o.  
Tel: +48 22 699 0 699

**Portugal**

Boehringer Ingelheim, Unipessoal, Lda.  
Tel: +351 21 313 53 00

**România**

Boehringer Ingelheim RCV GmbH & Co KG  
Viena-Sucursala Bucuresti  
Tel: +40 21 302 2800

**Slovenija**

Boehringer Ingelheim RCV GmbH & Co KG  
Podružnica Ljubljana  
Tel: +386 1 586 40 00

**Slovenská republika**

Boehringer Ingelheim RCV GmbH & Co KG  
organizačná zložka  
Tel: +421 2 5810 1211

**Italia**

Boehringer Ingelheim Italia S.p.A.  
Tel: +39 02 5355 1

**Κύπρος**

Boehringer Ingelheim Ellas A.E.  
Τηλ: +30 2 10 89 06 300

**Latvija**

Boehringer Ingelheim RCV GmbH & Co KG  
Latvijas filiāle  
Tel: +371 67 240 011

**Suomi/Finland**

Boehringer Ingelheim Finland Ky  
Puh/Tel: +358 10 3102 800

**Sverige**

Boehringer Ingelheim AB  
Tel: +46 8 721 21 00

**United Kingdom**

Boehringer Ingelheim Ltd.  
Tel: +44 1344 424 600

**This leaflet was last revised in MM/YYYY.**

**Other sources of information**

Detailed information on this medicine is available on the European Medicines Agency web site:  
<http://www.ema.europa.eu>.

---

The following information is intended for healthcare professionals only:

Praxbind binds specifically to dabigatran and reverses its anticoagulant effect. It will not reverse the effects of other anticoagulants.

Praxbind treatment can be used in conjunction with standard supportive measures, which should be considered as medically appropriate.

The recommended dose of Praxbind contains 4 g sorbitol as an excipient. In patients with hereditary fructose intolerance there is a risk for serious adverse reactions, which must be weighed against the benefit of an emergency treatment with Praxbind. If Praxbind is administered in these patients, intensified medical care during Praxbind exposure and within 24 hours of exposure is required.

### **Dosage and administration:**

The recommended dose of Praxbind is 5 g (2x2.5 g/50 mL).

Administration of a second 5 g dose of Praxbind may be considered in the following situations:

- recurrence of clinically relevant bleeding together with prolonged clotting times, or
- if potential re-bleeding would be life-threatening and prolonged clotting times are observed, or
- patients require a second emergency surgery/urgent procedure and have prolonged clotting times.

Relevant coagulation parameters are activated Partial Thromboplastin Time (aPTT), diluted Thrombin Time (dTT) or Ecarin Clotting Time (ECT).

A maximum daily dose has not been investigated.

Praxbind (2x2.5 g/50 mL) is administered intravenously, as two consecutive infusions over 5 to 10 minutes each or as a bolus injection.

Patients being treated with dabigatran have underlying disease states that predispose them to thromboembolic events. Reversing dabigatran therapy exposes patients to the thrombotic risk of their underlying disease. To reduce this risk, resumption of anticoagulant therapy should be considered as soon as medically appropriate.

Pradaxa (dabigatran etexilate) treatment can be re-initiated 24 hours after administration of Praxbind, if the patient is clinically stable and adequate haemostasis has been achieved.

After administration of Praxbind, other antithrombotic therapy (e.g. low-molecular weight heparin) can be started at any time, if the patient is clinically stable and adequate haemostasis has been achieved.

### **Handling instructions:**

Praxbind must not be mixed with other medicinal products. A pre-existing intravenous line may be used for administration of Praxbind. The line must be flushed with sodium chloride 9 mg/ml (0.9 %) solution for injection prior to and at the end of infusion. No other infusion should be administered in parallel via the same intravenous access.

Praxbind is for single-use only and does not contain preservatives.

Prior to use, the unopened vial may be kept at room temperature (up to 30 °C) for up to 48 hours, if stored in the original package in order to protect from light. After opening the vial, chemical and physical in-use stability of idarucizumab has been demonstrated for 6 hours at room temperature. The solution should not be exposed to light for more than 6 hours (in unopened vial and/or in-use).

From a microbiological point of view, unless the method of opening precludes the risk of microbial contamination, the product shall be used immediately after opening. If not used immediately, in-use storage times and conditions prior to use are the responsibility of the user.

No incompatibilities between Praxbind and polyvinyl chloride, polyethylene or polyurethane infusion sets or polypropylene syringes have been observed.